

# History Of Graphics And Book Art, Its Development

Asliddin Dj. Kalanov<sup>1</sup>

<sup>1</sup>Associate professor of "Book illustration and miniature picture" National institute of Fine arts and design named after Kamoliddin Bekhzod Tashkent, Republic Of Uzbekistan

---

**Abstract:** This article discusses graphics, one of the oldest forms of fine art. The article discusses the history of the emergence of graphics and its development as an art form. The history of book-making in Transoxiana and Khorasan during the Timurid period the school of fine arts of calligraphy are described in detail. The creation of Samarkand paper, mastering the traditions of master-students and the theme of libraries will be discussed. The article also briefly describes the activities of I. Gutenberg, the inventor of printed books in Europe in the first half of the XV century.

**Keywords:** graphics, book, book elements, artist, calligraphy, lithography, paper, printing, bench, copy

---

## Introduction

Since we have a broad knowledge of the history of graphics and its development in the baccalaureate stage, we will briefly dwell on this topic in the process of studying for a master's degree.

Graphics (from the Greek. Grafo - «I write») - fine art, including drawing and works of art, based on the art of drawing, but with their expressive means and visual capabilities. Graphics is the oldest form of fine art that exists to this day.

The history of graphics as a form of art dates back several thousand years. Graphics are the oldest of all visual arts. The first graphic works appeared at the very early stages of the development of human society, when an ancient person scratched images on the stones and walls of caves, on bone plates. Having created his first drawings, which recorded not only some events and the world around him, but also served as a means of communication between people for a long time, the primitive man laid the foundation for the art of graphics. So, with the help of images, a man in those distant times expressed his idea.

## History of the development of graphics

The first graphic images arose at the very early stages of the development of human society - in the Neolithic era and in the Bronze Age. In cave paintings and antique vase paintings, lines and silhouettes were depicted, which are one of the most ancient types of graphic works by drawing.(Fig.1)

Even before the ancient man turned to experiments in sculpture and painting, he created the first drawings that laid the foundation for the art of graphics.

These images that have reached us are usually scratched on the rocks, on the walls of caves, on bone plates. Such images were preserved on household items, on weapons. These drawings not only recorded any events

surrounding the world but for a long time served as a means of communication between people, replacing writing. Thus, with the help of various images, a primitive man expressed his thought. Such drawings (cryptograms) contained certain concepts and narratives.

Gradually, with the development of speech, such drawings began to denote not only phrases but individual syllables, sounds. Their style changed until it took the form of letters familiar to us. For a long time, graphic images had almost no independent significance and were the decoration of various objects. With the advent of writing, graphics became more widely used in manuscript books, parchments, letters for decoration, and clarification of the text.



1-Illustration. Images carved into caves in primitive times.

And the very creation of fonts is a great art. It is enough to look, for example, at the ancient Slavic manuscripts to understand that real artists worked on them. The art of manuscript, or calligraphy, has been unusually widespread in China. For a long time, people did not know how to reproduce graphic images, and all the works were created in a single copy. A huge contribution to the development of graphics was made by Albert Durer, Francisco Goya, Gustave Dore, Kitagawa Utamaro, Hiroshige Ando, Hokusai Katsushika. Therefore, it is so important to know the culture of graphics, its expressive means and methods of their use in order to preserve ancient traditions, as well as to create an artistic masterpiece, which has no analogs in the world [9].

### **Types of graphics**

Graphics (from gr. Grapho - I write, draw) - a kind of fine art that is associated with an image on a plane. Graphics combines drawing as an independent area and various types of printed graphics: wood engraving (woodcut), metal engraving (etching) (, lithography, linocut, cardboard engraving ( Figure2,3), etc.

A graphic refers to a unique graphic because each graphic is one of a kind. Printed works of art can be reproduced (replicated) in many equivalent copies - prints.

Each print is an original, not a copy of the work.

Drawing is the main type of graphics and other types of fine art. Typically, a graphic image is performed on a sheet of paper. Sometimes very simple means are enough for an artist - a graphite pencil or a ballpoint pen to complete a graphic drawing. In other cases, it is used to create complex works of its own complex devices: the printing press, lithographic stones, cutters (shtikhels) for linoleum or wood, and much more.



2-Illustration.A.Kalanov. Eternity.Lithography.



The term “graphics” is originally used only for writing and calligraphy. Font art has long been associated with graphics. She received a new meaning and understanding at the end of the XIX - at the beginning of the XX centuries when the graphics were defined as an independent art form. The language of graphics and its main expressive means are lines, stroke, contour, spot, and tone. Actively involved in creating the overall impression of the graphic work is a white sheet of paper. You can achieve an expressive picture even when using only black color. That is why graphics are often called the art of black and white. However, this does not preclude the use of color in graphics.



3-Illustration. V. Apuxtin. Seller of rare goods. Ofort.

The boundaries between graphics and painting are very mobile, for example, watercolors, pastels, and sometimes gouaches are attributed to one or another type of art, depending on the degree to which color is used, which prevails in the work - a line or a spot, what is his purpose.

One of the distinguishing features of graphics is the special relationship of the depicted object to space. The pure white background of the sheet, not occupied by images, and even appearing under a colorful layer of background paper, is conventionally perceived as space. It can be especially clearly seen in book graphics

when an image placed on a blank page is perceived to be located in the space of the interior, street, landscape in accordance with the text, on a snowy field.

The artistically expressive advantages of graphics enclose it in laconicism, the capacity of images, concentration, and strict selection of graphic means. A certain understatement of the designation of the subject, as if a hint at it, make up a particular value of the graphic image, they are designed for the active work of the viewer's imagination.

In this regard, not only carefully drawn graphic sheets but also fluent sketches, sketches from nature, sketches of the composition have independent artistic value.

A variety of genres are available in the graphic (portrait, landscape, still life, historical genre, etc.) and almost unlimited possibilities for the image and figurative interpretation of the world.

By purpose, there are distinguished easel, book and newspaper and magazine, applied graphics, and a poster.

Works of easel graphics can be seen at exhibitions. These are, as a rule, drawings of independent significance, as well as printed graphics. Graphic sheets are easily portable; they can be designed not only for the exhibition but also for decorating the interiors of residential and public buildings. Specific types are in the easel schedule - lubok, and in the newspaper and magazine a caricature.

The decoration of newspapers and magazines is based on the connection with the text, as in book graphics, and is maintained in the same style within the same type of publication.

The most important area is the book graphics. In ancient manuscript books, drawings were made and painted by hand. They were called miniatures. Book graphics are not just part of publishing or a medium for transferring knowledge; it is part of the culture.

For a long time, graphic images did not have independent significance and served only as decoration of a house or objects. But gradually, human speech began to develop, a language appeared, and now drawings began to denote not only words, but also phrases, and individual syllables, sounds, their style changed until it was completely transformed into the form of letters familiar to us, which later became the basis of the alphabet.

With the advent of writing, graphics began to have a purely decorative character and was widely used in manuscript books, parchments, letters to decorate or clarify the text, and the very creation of fonts degenerated into great art. It is enough to look, for example, at the ancient Slavic manuscripts to understand that real artists worked on them. For a long time, people did not know how to reproduce graphic images, and all the works were created in a single copy.

The basis of graphics is always a drawing, but this does not prevent the graphics from using color as an addition to existing motifs. Color in graphics is not the main one, as for example in painting, but here it plays a supporting role.

Graphic art includes both drawing itself and printed artwork (engraving, lithography, etc.), which are also based on the art of drawing.

### **Easel graphics (easel drawing, prints)**

Easel graphics are a kind of art graphics, the works of which:

- are independent in purpose and form;
- are not included in the ensembles of a book or album;
- are not included in the context of a street or public interior;
- do not have an applied purpose.

The main types of easel graphics are easel drawing and easel sheet of printed graphics (print).

Book graphics (illustrations, vignettes, screensavers, initial letters, cover, dust jacket, etc.)

Book graphics - one of the types of graphic art. This includes, in particular, book illustrations, vignettes, headpieces, initial letters, covers, dust covers, etc. The history of drawing is largely associated with a manuscript book from antiquity and the Middle Ages, and the development of engraving and lithography is largely associated with a printed book. In the ancient world, a font appeared, also related to graphics, since the letter itself is a graphic sign

### **Journal and newspaper graphics**

Journal (from French journal) - a printed periodical. In accordance with GOST 7.60-2003 «Printed publications» «a periodical journal with a permanent heading and containing articles or essays on various socio-political, scientific, industrial and other issues, literary and artistic works»

Like the newspaper, the magazine is one of the main media and propaganda; it influences public opinion, forming it in accordance with the interests of certain ideological groups, social classes, political parties, organizations. With the advent of computer typesetting technologies and the spread of commercial printing houses with the possibility of full-color printing in Russia at the end of the 20th - the beginning of the 21st-century magazines became the main advertising medium for premium and luxury goods. As a rule, they are addressed to strictly defined groups of readers and are either world and national publications or advertising catalogs.

The legacy of graphic art is diverse. It is noted by the works of such world-famous masters like Albrecht Durer (1471–1528), Francisco Goya (1746–1828), Gustave Dore (1832–1883), Japanese artists Kitagawa Utamaro (1753–1806), Hiroshige Ando (1797–1858) and the engraver and draftsman Hokusai Katsushika (1760-1849), whose work had a significant impact on European art of the late XIX - early XX centuries.

Today, graphics are a universal form of fine art used in the design of printing products, outdoor advertising, as well as images on clothes and drawings of animated films.

### **History of bookmaking in Mavorounnahr and Khorasan. Book Art in the Timurid Period**

Manuscripts played an important role in the spiritual life of the Timurid statehood, in which the printing press had not yet been invented. Manuscripts have always had a special value in Central Asia and have been considered a spiritual source for future generations.

Parchment (leather, calfskin) and paper served as the main materials for manuscripts. From here it spread too many states. The invention of high-quality paper was an important factor in the development of science, literature, and art. For this reason, manuscripts began to be produced in many cities of Movarannahr and Khorasan.

It took a very long time and hard work to prepare a book at that time. Each book required a different approach and approach: from the selection of paper and ink to the volume. A fragrant barn and rose water were added to the ink to give it a pleasant scent from the manuscript. The artistic value of the book depended on the talent and skill of the calligrapher. The profession of calligraphy required a deep knowledge, a broad outlook, delicate taste, and great patience. Experience and knowledge passed from master to student, while the traditions of the calligraphy school continued to be mastered and developed.






4-Illustration. A unique manuscript created during the reign of the Timurids

The manuscript was made in several copies by skilled craftsmen, and these gems were valued at an unprecedented price. Books of this type were made only on the orders of rulers and very wealthy people. In the XIV-XV centuries in the libraries of Samarkand, Herat, Bukhara, Tabriz, there are many unique, rare manuscripts with elegant decorations.

Not only manuscripts of books but also their copies are kept in the libraries, as well as rare manuscripts, their decoration, collection of books. Such libraries were considered medieval book workshops. The head of the library - an experienced calligrapher, a miniature painter, a lavoh (plate-maker), a sahhof (cover), and others worked under the librarian. For example, more than 40 calligraphers and several miniature artists worked in the library owned by Ulugbek's brother Boysunqaro in Herat. In 1429, the library compiled a famous list of twenty miniatures based on the epic "Shohnoma" by Abulqasim Firdavsi.

This was a new period in the development of book art. Another great representative is Sultanali Mashhadi (1432-1520), known as the "King of Calligraphy". More than 50 books copied by Sultan Mashhadi have survived to our time, including the works of Nizami, Farididdin Attar, Hafiz, Saadi, Khusrav Dehlavi, Jami, Navoi, and Hussein Boykaro. The famous master Hussein Boykaro also carved calligraphic inscriptions on the palace walls and tombstones at a high level. The master also wrote a book on the art of calligraphy.



5-Illustration. Examples of the famous Herat school of calligraphy are also examples of this M.Tabrizi. Composition of the inscription "Nastaliq"

In the second half of the 15th century, the rulers of Khorasan, Hussein Boykaro, and AlisherNavoi paid great attention to bookkeeping. They took care of enriching the stock of books in the palace library. Navoi's younger brother, Darvish Ali, was appointed librarian. He collected the best miniature artists and calligraphers in the library, including the famous SultanaliMashhadi and Rafiqi. Based on the orders of Hussein Boykaro and AlisherNavoi, they copied many books and collections of poetry. According to Zahiriddin Muhammad Babur, Sultanali skillfully copied 30 bytes of Hussein Boykaro and 20 bytes of AlisherNavoi in one day.

The period from the middle of the 14th century to the 17th century is new and fruitful in the historical development of the culture, art, and literature of the peoples of Central Asia, including the Uzbek people. This period was ruled by Amir Temur and the Timurids, and the peoples of Central Asia achieved great success in science, literature, architecture, fine arts, painting, music, and other areas. Great scientists, artists, and poets have grown up and made a great contribution to the treasury of world culture. With this in mind, researchers called this period the Eastern Renaissance, and Samarkand became the capital of the Eastern Renaissance [8].

Today, the technology of book printing has developed at an unprecedented rate. Although the design of book elements is done with the help of computer programs and manual labor in its artistic decoration, the legacy of our great ancestors is still based on the traditions of bookmaking, art decoration. In the past there were no printing houses, the book was copied by hand. The book was to please the reader not only in its content but also in its form and decoration, to meet its tastes and requirements, to give a certain aesthetic pleasure. As a result, copying became a branch of the art of bookbinding. The elegant book was a rare work of book-making art. This period was a new stage in the development of the fine arts of calligraphy and calligraphy.



Creating an elegant book is a very arduous and complex process; it is associated with the work activities and skills of several different specialists. Paper cutters, calligraphers, painters, lavvohs, and sahhofs took part in the process. The calligrapher orders a piece of paper depending on the size, character, and size of the pages of the book to be copied. It leaves room for the artist to draw ornaments (illustrations), the artist works on the image ornaments. After the artist, the manuscript passes into the hands of the tablet, which designed the pages with elegant frames, adorned them with different colors, and poured gold or silver water where necessary. Eventually, the handwriting passed into the hands of the sahhof, who, too, used his art and skill to turn the manuscript into a book with a firm and elegant cover.

All this work was done according to a certain recipe, plan, and rule. Masters living in different periods and different places have their style and style, which is passed from teacher to student, and traditions are continued and developed.

Based on the same step-by-step work process, students are taught the secrets of book creation. Students of the department of "Book Graphics" on the subject of "modeling", first determine the size of the future edition, the font size, then place the illustrations and determine what the cover or cover will look like depending on the size of the book. Students in the early stages of education are required to perform these hands-on activities based on classical traditions in manual labor.

In creating the layout of modern publications, students are explained and assimilated into the process of creating books that emerged and developed during the Timurids. Classic artist, calligraphers cover, volume, bookend, title, adventure, half-title, rootlet (in modern terms), borders, initial, final ornaments, half or one-page illustrations, how accurate, highly professional, modern book and have been recognized by world experts for their charming looks. Although there are no technologically advanced printing houses like today, our ancestors inherited respect for the book from our youth today.

Of course, in the process of learning, students also gain knowledge about the composition of paper, paints, and the history of their preparation technologies. Here, too, we rely on the methods of work of masters and artists of the Timurid period. Central Asian masters were especially famous in Samarkand and Bukhara. Their papers were crisp and smooth, unlike papers from other places. Silk and semi-silk paper was coated with a liquid mixture made from it, the paper was dried in the shade, and the paper coated several times looked extremely smooth and shiny. It should be noted that our contemporary master ZarifMukhtorov is doing a commendable job in reviving the traditions of Samarkand paper production technology and passing it on to future generations [5].

Inks and paints are often made by the artists themselves based on a special recipe, using a variety of substances in the preparation of paints of different colors and different qualities. Sahhof, on the other hand, made special cardboard for the skin and used leather, and paid great attention to its beauty and elegance. AbdurahmonKhorezmi, Sultan Ali, Mashhadi, Sultan Ali Khandon, Mir Ali Qilqlam, MirakNaqqosh, KamoliddinBehzod, Shah Muzaffar are among them.

During the reign of the Timurids, the fine arts, especially the miniature art of book decoration, achieved great success. The Herat School of Artists, headed by KamoliddinBehzod, has made great strides in the development of the next generation of fine arts.

The importance of the fine book art of Timur and the Timurids in mastering the secrets of modern book graphics today is incomparable.

### Book printing inventor Johann Gutenberg (1397-1468)


The first half of the 15th century was the heyday of manuscript books in Europe. The thirst for reading among the townspeople had reached such a level that, even though there were several thousand copyists in Paris alone, the book was in short supply to the readers at all. Hundreds of experts struggled to increase the number of books cheaply and simply. This method was invented in China and was not as productive as it was done by hand.



6-Illustration. The manuscript book created in Europe

The small German town of Mainz is the cradle of book printing. Johann Gutenberg was born in this town in 1397, according to some sources - in 1400. This person is recognized as the inventor of reproducing a book using a moving metal mold, as well as a letter casting the easel (printing tool), a printing press, and special printing ink. Before the advent of this device, the preparation of the book was considered a great achievement and was highly regarded. The work of the calligraphers, who thought for the preparation of a single copy of the book, sometimes took years. Private libraries were given only to the very rich.


The first book that came down to us, printed in 1456, using cast-in-place molds. The book's ornament and pattern embellishments are handmade, with only a portion of the text printed. A total of thirty-five copies were printed on leather and one hundred and sixty-five copies on paper. Rather, books in various fields of science, literature, art, and politics have been published, with a circulation of more than 10 million copies. Books published in the 15th century were called incunabula (Latin "incunabula", meaning "source", "beginning"). The general process of printing, invented by Gutenberg, remained unchanged until the twentieth century [4].



7-Illustration. Inventor of book printing Johann Gensflyayshtsur Laden tsum Gutenberg



8-Illustration. The first printed book. A page from the 42-page Bible.1456y.





9-Illustration. Gutenberg's screw printing easel



10-Illustration. .Modern printing easel. Consists of one printing form and table provide vacuum pressure

**References**

1. N.M.Mallaev. "History of Uzbek literature". Tashkent. Izd. Teacher. 1976.-p. 664.
2. "Babur-name ". Baku. Ed. Nagyl Evi. 2011.- p. 272
3. Kamaluddin Abdurazzak Samarkandi. "Matlai sadayn and majmai bahrain." Volume 1 Tashkent: Izd. "Uzbekistan". 2008.-p. 632
4. Alois Senefelder. "Lehbuch der Lithographie und des Steindruckes. GMBH,Падерборн, Германия. 2012
5. A.Kalanov. "The Graphics Composition". Lambert Academic Publishing. Riga 2018.
6. G.A. Artiqov. "Materials science, painting techniques and technology." Info Capital Group, Tashkent: 2018.
7. A.J.Kalanov. Graphic Composition Info Capital Group. Tashkent: 2018.
8. A.D.Kalanov. A.A.Umarov. J.X.Rashidov. "Modeling ". Cholpon NMIU. Tashkent. 2019
9. © <https://www.livemaster.ru/topic/237323-grafika-istoriya-vozniknovenie-razvitie>